CAT® ATTACHMENTS

BACKHOE LOADERS



INDEX

QUICK DISCONNECTS/PINS/HOOKS 4
AUGERS
AUGERS 5
AUGER BITS 6
ADAPTERS AND EXTENSIONS 8
LOADER BUCKETS
GENERAL PURPOSE SINGLE TILT/PIN ON 9
MULTI-PURPOSE SINGLE TILT/PIN ON 10
MULTI-PURPOSE SINGLE TILT WITH FORKS/PIN ON 12
MULTI-PURPOSE SINGLE TILT HEAVY DUTY/PIN ON 12
MULTI-PURPOSE SINGLE TILT EXTREME DUTY/PIN ON 12
GENERAL PURPOSE PARALLEL LIFT/PIN ON 13
MULTI-PURPOSE PARALLEL LIFT/PIN ON 13
GENERAL PURPOSE/IT 14
MULTI-PURPOSE/IT 15
SIDE DUMP 17
LOADER COUPLERS 17
FORKS 18
ANGLE BROOMS 19
PICKUP BROOMS 20
MATERIAL HANDLING ARM 21
TRUSS BOOM 21
LIFTING HOOK 21
SNOW PLOWS/IT 22
SNOW PUSHES/IT 23
SNOW PUSHES/BUCKET RECEIVER 24
BACKHOE COUPLERS 25
BACKHOE BUCKETS
DESCRIPTION 26
STANDARD DUTY/PIN ON 27
HEAVY DUTY/PIN ON 27
HEAVY DUTY ROCK/PIN ON 28
HIGH CAPACITY/PIN ON 28
GRADING/MUD/PIN ON 29
CEMETERY/PIN ON 29
CRIBBING/PIN ON 29
CORAL/PIN ON 29
SOIL EXCAVATION/PIN ON 29
DITCH CLEANING /PIN ON 30
DITCH CLEANING/1/4 YD PIN LOCK 30
HEAVY DUTY/1/4 YD PIN LOCK 30
HIGH CAPACITY/1/4 YD PIN LOCK 30
HEAVY DUTY – 450/PIN ON 31
DITCH CLEANING – 450/PIN ON 31
HEAVY DUTY – 450/1/2 YD PIN LOCK 32
GRADING/MUD – 450/PIN ON 32

INDEX

GROUND ENGAGING TOOLS . . . 33
COMPACTION WHEELS . . . 35
B HAMMERS . . . 37
H HAMMERS . . . 40
HAMMER TOOLS . . . 41
HAMMER BRACKETS . . . 42
HAMMER LINES/PINS . . . 43
COLD PLANER . . . 44
LOADER RAKES . . . 44
RIPPERS . . . 44
VIBRATORY PLATE COMPACTORS . . . 45
THUMBS . . . 46
THUMB TINES . . . 47
BOX BLADE SCARIFIER . . . 48
DUAL TILT CYLINDER KIT . . . 48

This brochure consists of work tool offerings for center pivot and side shift backhoe loaders.

415 IL, 416, 420, 430, 440, 450
426, 428, 432, 434, 444

ABBREVIATIONS

BHL: Backhoe Loader
IT: Integrated tool carrier
EXT: Extended
PG: Pin grabber
QDS: Quick disconnects
QC: Quick coupler
ST: Single tilt
STD: Standard



PLEASE CONTACT YOUR LOCAL CAT DEALER FOR EXACT COMPATIBILITY, AVAILABILITY AND TO REQUEST A CURRENT PRICE QUOTE.

F2 backhoe loaders

(and newer) quick disconnects have changed to "Twist to Connect." F series and earlier models have "Push to Connect." If you have auxiliary hydraulics on the front, these are the correct Quick Disconnects.

COUPLINGS QUICK DISCONNECT – LOADER			
Twist to Connect Kit (M45) *(Includes male and female)*	455-7380	*Male* 439-1589	*Female* 439-1588
Push to Connect (Size 12)	—	195-6525	421-6170

COUPLINGS QUICK DISCONNECT – BACKHOE			
Twist to Connect Kit (M50) *(Includes male and female)*	442-9566	Male 439-1591	Female 439-1590
Push to Connect (Size 19)	—	106-0406	106-0401



Twist to Connect



Push to Connect

Hook, Blank, IT (Flat Back) 113-2677



Hook, Blank, IT 109-6712





QUICK COUPLER KIT	
Part Number	**Description**
472-4303*	Enables machine to use IT worktools. Includes the quick coupler, electrical harness and switches in the cab front console. For use with 432F/F2, 426F2, 428F/F2.
472-4304*	Enables machine to use IT worktools. Includes the quick coupler, electrical harness and switches in the cab front console. For use with 444F/F2, 434F/F2.

**Requires front aux lines (MP) already to be installed on the machine.*

QUICK COUPLER KIT – NEXT GENERATION LOADER – IT	
Part Number	**Description**
596-8446*	For hydraulic IT coupler installation on Single Tilt machines. For use with 415, 416, 420, 420XE, 430
539-6387	For hydraulic IT coupler installation on Single Tilt machines. For use with 440 and 450

**Requires 625-7641 kit harness when used with F2 machine models.*

BACKHOE BUCKET PINS – SPARE	
Pins, BHL (415-444) – 45 mm/50 mm	178-3593
Pins, BHL (450) – 60 mm/60 mm	556-3635

Cat® Augers offer different speed and torque options for work in a variety of soils. The speed and torque are engineered to extract soil efficiently and prevent stalling in dense ground. Select from a range of auger bits.

AUGER DRIVE ASSEMBLIES (INCLUDES BRACKET)			
MODEL		**A68**	**A68**
Interface		Pin On	1/4 yd Pin Lock
Overall Height	mm (in)	1006 (40)	1097 (43)
Weight	kg (lb)	183 (403)	201 (443)
Drive Shaft Torque at Max Pressure	N·m (lb-ft)	6830 (5038)	6830 (5038)
Required Hydraulics		Rear Aux	Rear Aux
Drive Method		Double Planetary	Double Planetary
Compatibility		415-444	415-444
Part Number		227-4359	227-4360



Auger Drive Assembly



Auger Drive – A68



Bracket – Pin On



Bracket – 1/4 yd Pin Lock

AUGER ACCESSORIES	
Auger Drive – A68	225-8809
Bracket – Pin On (415-444)	227-4350
Bracket – 1/4 yd Pin Lock (415-444)	227-4362
Lines Group (415-444)	227-4358







Auger Bit – Standard Duty

AUGER BITS – STANDARD DUTY						
Diameter	mm (in)	102 (4)	152 (6)	229 (9)	305 (12)	381 (15)
Overall Length	mm (in)	1219 (48)	1238 (49)	1238 (49)	1278 (50)	1289 (51)
Weight	kg (lb)	18 (40)	23 (51)	34 (75)	46 (101)	50 (111)
Number of Teeth		Pilot only	2	4	4	5
Part Number		366-7751	153-4083	153-4084	153-4085	366-7752

AUGER BITS – STANDARD DUTY *(CONTINUED)*					
Diameter	mm (in)	457 (18)	610 (24)	762 (30)	914 (36)
Overall Length	mm (in)	1278 (50)	1289 (51)	1278 (50)	1278 (50)
Weight	kg (lb)	65 (143)	92 (203)	128 (282)	173 (381)
Number of Teeth		6	8	10	12
Part Number		153-4086	153-4089	217-3194	153-4091

AUGER BITS – INDUSTRIAL						
Diameter	mm (in)	152 (6)	229 (9)	305 (12)	406 (16)	457 (18)
Overall Length	mm (in)	1224 (48)	1219 (48)	1219 (48)	1221 (48)	1224 (48)
Weight	kg (lb)	26 (57)	33 (73)	41 (90)	52 (115)	49 (108)
Number of Teeth		2	4	4	6	6
Part Number		372-0260	372-0261	372-0262	372-0263	372-0264

AUGER BITS – INDUSTRIAL *(CONTINUED)*						
Diameter	mm (in)	610 (24)	762 (30)	914 (36)	1067 (42)	1219 (48)
Overall Length	mm (in)	1219 (48)	1219 (48)	1219 (48)	1219 (48)	1220 (48)
Weight	kg (lb)	68 (150)	82 (181)	101 (223)	132 (291)	156 (344)
Number of Teeth		8	10	12	16	16
Part Number		372-0265	372-0266	372-0267	372-0268	372-0269





Auger – Industrial





AUGER BITS – INDUSTRIAL ROCK

Diameter	mm (in)	152 (6)	229 (9)	305 (12)	406 (16)	457 (18)
Overall Length	mm (in)	1222 (48)	1222 (48)	1222 (48)	1221 (48)	1221 (48)
Weight	kg (lb)	36 (79)	49 (108)	61 (135)	76 (168)	87 (192)
Number of Teeth		8	10	12	15	16
Part Number		372-0270	372-0271	372-0272	372-0273	372-0274



Auger Bit – Industrial Rock

AUGER BITS – INDUSTRIAL ROCK *(CONTINUED)*

Diameter	mm (in)	508 (20)	610 (24)	762 (30)	914 (36)
Overall Length	mm (in)	1221 (48)	1222 (48)	1222 (48)	1222 (48)
Weight	kg (lb)	99 (218)	128 (282)	141 (311)	186 (410)
Number of Teeth		17	20	24	26
Part Number		372-0275	372-0276	372-0277	372-0278

- Excellent tooth retention while digging
- Allows for easy removal and installation

Tree Bits are tapered for drilling a larger diameter upper hole for a root ball and a smaller diameter hole for mulch or fertilizer.





Auger – Tree

AUGER BITS – TREE			
Upper Diameter	mm (in)	610 (24)	914 (36)
Lower Diameter	mm (in)	305 (12)	457 (18)
Overall Length	mm (in)	1289 (51)	1288 (51)
Weight	kg (lb)	74 (163)	140 (309)
Number of Teeth		9	13
Part Number		153-4092	153-4095



Auger – Bolt-On Rock Head

AUGER BITS – ROCK HEAD, BOLT-ON							
Flight Diameter	mm (in)	152 (6)	229 (9)	305 (12)	380 (15)	457 (18)	610 (24)
Cut Diameter	mm (in)	190 (7.5)	266 (10.5)	342 (13.5)	419 (16.5)	495 (19.5)	647 (25.5)
Overall Length	mm (in)	238 (9)	250 (10)	250 (10)	263 (10)	276 (11)	301 (12)
Weight	kg (lb)	11 (23)	15 (33)	19 (41)	21 (47)	25 (55)	36 (79)
Number of Teeth		8	10	12	14	16	20
Part Number		372-0230	372-0231	372-0232	372-0233	372-0234	372-0235

- Requires standard flight
- Transforms a standard bit into a rock drill bit
- For severe ground conditions including rock and various types of concrete
- Bolt-on design for easy removal when returning to normal conditions



Retention Pin Kit
372-0258

ADAPTERS AND EXTENSIONS	
Adapter, Hex – 52 mm (2 in) to Round – 65 mm (2 9/16 in)	156-6329
Adapter, Round – 65 mm (2 9/16 in) to Hex – 50 mm (2 in)	217-3191
Extension, Telescoping 914 mm (3 ft)	372-0256
Extension, Telescoping 1829 mm (6 ft)	372-0257
Extension, Auger 305 mm (12 in)	156-6328
Extension, Auger 610 mm (24 in)	217-3192
Retention Pin Kit	372-0258



Extension – Telescoping
372-0256
914 mm (3 ft)
3 adjustments spaced 305 mm (1 ft) apart

Extension
156-6328
305 mm (12 in)



Adapter
156-6329
HEX TO ROUND





Extension – Telescoping
372-0257
1829 mm (6 ft)
6 adjustments spaced 305 mm (1 ft) apart



Extension
217-3192
610 mm (24 in)



Adapter
217-3191
ROUND TO HEX



The shape of Cat loader buckets

is designed to improve digging, loading and material retention. Each bucket is made of high-strength, tempered steel. Select from a range of bucket teeth.

SINGLE TILT GENERAL PURPOSE BUCKET BASE EDGE – PIN ON						
Capacity	m^3 (yd^3)	1.0 (0.76)	1.3 (1.0)	1.3 (1.0)	1.4 (1.1)	1.5 (1.15)
Width	mm (in)	2262 (89)	2262 (89)	2406 (95)	2262 (89)	2406 (95)
Height	mm (in)	758 (30)	843 (33)	839 (33)	884 (35)	884 (35)
Length	mm (in)	852 (34)	965 (38)	920 (36)	956 (38)	956 (38)
Weight	kg (lb)	352 (776)	438 (965)	448 (988)	459 (1012)	479 (1056)
Compatibility		415, 416	420, 420 XE, 430			
Part Number		337-7382	337-7385	337-7396	337-7388	337-7401



Single Tilt General Purpose Bucket with base edge

SINGLE TILT GENERAL PURPOSE BUCKET BASE EDGE – PIN ON			
Capacity	m^3 (yd^3)	1.0 (1.3)	1.0 (1.3)
Width	mm (in)	2406 (95)	2406 (95)
Height	mm (in)	839 (33)	839 (33)
Length	mm (in)	919 (36)	919 (36)
Weight	kg (lb)	441 (972)	516 (1138)
Compatibility		416, 422	416, 422
Part Number		337-7392	430-6767*

**Has additional wear material on the outside bottom and back.*



Single Tilt General Purpose Bucket with additional wear material

SINGLE TILT GENERAL PURPOSE BOLT-ON TEETH – PIN ON				
Capacity	m^3 (yd^3)	1.0 (1.3)	1.1 (1.4)	1.15 (1.5)
Width	mm (in)	2262 (89)	2262 (89)	2406 (95)
Height	mm (in)	871 (34)	911 (36)	911 (36)
Length	mm (in)	1095 (43)	1086 (43)	1086 (43)
Weight	kg (lb)	438 (966)	482 (1063)	505 (1112)
Compatibility		420, 420 XE, 430		
Part Number		337-7387	337-7390	337-7403



Single Tilt General Purpose Bucket with bolt-on teeth



Single Tilt General Purpose Bucket with bolt-on cutting edge

SINGLE TILT GENERAL PURPOSE BUCKET BOLT-ON CUTTING EDGE – PIN ON					
Capacity	m^3 (yd^3)	0.76 (1.0)	1.0 (1.3)	1.0 (1.3)	1.1 (1.4)
Width	mm (in)	2262 (89)	2262 (89)	2406 (95)	2262 (89)
Height	mm (in)	777 (31)	862 (34)	858 (34)	903 (36)
Length	mm (in)	904 (36)	1016 (40)	970 (38)	1007 (40)
Weight	kg (lb)	443 (976)	463 (1021)	535 (1179)	527 (1162)
Compatibility		415, 416	420, 420 XE, 430		
Part Number		337-7383	337-7386	337-7397	337-7389

SINGLE TILT GENERAL PURPOSE BUCKET BOLT-ON CUTTING EDGE – PIN ON *(CONTINUED)*					
Capacity	m^3 (yd^3)	1.15 (1.5)	1.34 (1.75)	1.34 (1.75)	1.53 (2.0)
Width	mm (in)	2406 (95)	2434 (96)	2438 (96)	2438 (96)
Height	mm (in)	1007 (40)	1002 (39)	1081 (43)	1103 (43)
Length	mm (in)	903 (36)	1024 (40)	1227 (48)	1318 (52)
Weight	kg (lb)	563 (1241)	668 (1473)	1010 (2227)	1090 (2403)
Compatibility		420, 420 XE, 430	450	440, 450	440, 450
Part Number		337-7402	270-9163	521-6207	521-6208



Single Tilt Multi-Purpose Bucket

SINGLE TILT MULTI-PURPOSE BUCKET – PIN ON				
Capacity	m^3 (yd^3)	1.03 (1.35)	1.03 (1.35)	1.1 (1.4)
Width	mm (in)	2406 (95)	2406 (95)	2425 (96)
Height	mm (in)	985 (39)	968 (38)	985 (39)
Length	mm (in)	900 (35)	892 (35)	900 (35)
Weight	kg (lb)	723 (1593)	679 (1497)	751 (1655)
Compatibility		415, 416, 420, 430	416	420, 430
Part Number		337-7436*	337-7438*	337-7442*

**Requires hydraulics, loader 3rd valve.*





SINGLE TILT MULTI-PURPOSE BUCKET BOLT-ON TEETH – PIN ON			
Capacity	m^3 (yd^3)	1.03 (1.35)	1.1 (1.4)
Width	mm (in)	2262 (89)	2425 (96)
Height	mm (in)	985 (39)	1011 (40)
Length	mm (in)	1030 (41)	1030 (41)
Weight	kg (lb)	745 (1642)	781 (1722)
Compatibility		415, 416, 420, 430	420, 430
Part Number		337-7437	337-7443



Single Tilt Multi-Purpose Bucket with bolt-on teeth

SINGLE TILT MULTI-PURPOSE BUCKET BOLT-ON CUTTING EDGE – PIN ON			
Capacity	m^3 (yd^3)	1.03 (1.35)	1.1 (1.4)
Width	mm (in)	2262 (89)	2425 (96)
Height	mm (in)	1004 (40)	1004 (40)
Length	mm (in)	952 (38)	951 (37)
Weight	kg (lb)	790 (1742)	842 (1856)
Compatibility		415, 416, 420, 430	420, 430
Part Number		337-7438	337-7444



Single Tilt Multi-Purpose Bucket with bolt-on cutting edge



Single Tilt Multi-Purpose Bucket with forks

SINGLE TILT MULTI-PURPOSE BUCKET WITH FORKS – PIN ON			
Capacity	m^3 (yd^3)	1.03 (1.35)	1.1 (1.4)
Width	mm (in)	2262 (89)	2425 (96)
Height	mm (in)	1443 (57)	1443 (57)
Length	mm (in)	900 (35)	901 (36)
Weight	kg (lb)	825 (1819)	909 (2003)
Compatibility		416, 420, 430	420, 430
Part Number		337-7439	337-7445



Single Tilt Multi-Purpose Bucket with bolt-on cutting edge and forks

SINGLE TILT MULTI-PURPOSE BUCKET BOLT-ON CUTTING EDGE WITH FORKS – PIN ON			
Capacity	m^3 (yd^3)	1.03 (1.35)	1.1 (1.4)
Width	mm (in)	2262 (89)	2425 (96)
Height	mm (in)	1462 (58)	1462 (58)
Length	mm (in)	952 (38)	951 (37)
Weight	kg (lb)	895 (1973)	952 (2099)
Compatibility		416, 420, 430	420, 430
Part Number		337-7441	337-7447



Single Tilt Multi-Purpose Bucket with bolt-on teeth and forks

SINGLE TILT MULTI-PURPOSE BUCKET BOLT-ON TEETH WITH FORKS – PIN ON			
Capacity	m^3 (yd^3)	1.03 (1.35)	1.1 (1.4)
Width	mm (in)	2262 (89)	2425 (96)
Height	mm (in)	1470 (58)	1470 (58)
Length	mm (in)	1030 (41)	1031 (41)
Weight	kg (lb)	850 (1874)	882 (1944)
Compatibility		416, 420, 430	420, 430
Part Number		337-7440	337-7446



Single Tilt Multi-Purpose Bucket with bolt-on cutting edge and forks

SINGLE TILT MULTI-PURPOSE BUCKET BOLT-ON CUTTING EDGE WITH FORKS – PIN ON		
Capacity	m^3 (yd^3)	1.14 (1.5)
Width	mm (in)	2425 (96)
Height	mm (in)	1059 (42)
Length	mm (in)	951 (37)
Weight	kg (lb)	1114 (2456)
Compatibility		450
Part Number		272-1700



Single Tilt Multi-Purpose Bucket with bolt-on cutting edge

SINGLE TILT MULTI-PURPOSE BUCKET BOLT-ON CUTTING EDGE – PIN ON			
Series		**Heavy Duty**	**Extreme Duty**
Capacity	m^3 (yd^3)	1.34 (1.75)	1.34 (1.75)
Width	mm (in)	2457 (97)	2457 (97)
Height	mm (in)	1054 (42)	1100 (43)
Length	mm (in)	1262 (50)	1237 (49)
Weight	kg (lb)	1224 (2699)	1300 (2866)
Compatibility		440, 450	440, 450
Part Number		521-6205	521-6206

PARALLEL LIFT GENERAL PURPOSE BUCKET BASE EDGE (NON-EST)* – PIN ON			
Capacity	m^3 (yd^3)	1.0 (1.3)	1.0 (1.3)
Width	mm (in)	2262 (89)	2262 (89)
Height	mm (in)	839 (33)	839 (33)
Length	mm (in)	880 (35)	880 (35)
Weight	kg (lb)	438 (966)	512 (1129)
Heavy Duty		No	Yes
Compatibility		426, 428, 432	426, 428, 432
Part Number		337-7394	430-6772

**NON-EST = Non-equal size tires*



Parallel Lift General Purpose Bucket Non-EST

PARALLEL LIFT GENERAL PURPOSE BUCKET BASE EDGE (EST)* – PIN ON			
Capacity	m^3 (yd^3)	1.15 (1.5)	1.3 (1.7)
Width	mm (in)	2434 (96)	2434 (96)
Height	mm (in)	901 (36)	997 (39)
Length	mm (in)	942 (37)	942 (37)
Weight	kg (lb)	435 (959)	459 (1012)
Compatibility		434, 444	434, 444
Part Number		337-7400	337-7408

**EST = Equal size tires*



Parallel Lift General Purpose Bucket EST

PARALLEL LIFT MULTI-PURPOSE BUCKET BASE EDGE (NON-EST)* – PIN ON		
Capacity	m^3 (yd^3)	1.03 (1.35)
Width	mm (in)	2406 (95)
Height	mm (in)	1037 (41)
Length	mm (in)	892 (35)
Weight	kg (lb)	685 (1510)
Compatibility		426, 428, 432
Part Number		350-1581
Kit, Forks Brackets, Fold Over**		559-4077

**NON-EST = Non-equal size tires*
***Requires quantity 2 of 452-7707 Forks*



Parallel Lift Multi-Purpose Bucket Non-EST

PARALLEL LIFT MULTI-PURPOSE BUCKET BASE EDGE (EST)* – PIN ON			
Capacity	m^3 (yd^3)	1.15 (1.5)	1.3 (1.7)
Width	mm (in)	2434 (96)	2434 (96)
Height	mm (in)	1075 (42)	1078 (42)
Length	mm (in)	944 (37)	996 (39)
Weight	kg (lb)	771 (1700)	817 (1801)
Compatibility		434, 444	434, 444
Part Number		536-0021	536-0028
Kit, Forks Brackets, Fold Over**		539-6958	539-6959

**EST = Equal size tires*
***Requires quantity 2 of 452-7707 Forks*



Parallel Lift Multi-Purpose Bucket EST



General Purpose Bucket Base Edge

GENERAL PURPOSE BUCKETS – BASE EDGE – IT					
Capacity	m^3 (yd^3)	0.95 (1.25)	1.0 (1.31)	1.14 (1.5)	1.3 (1.7)
Width	mm (in)	2262 (89)	2406 (95)	2406 (95)	2434 (96)
Height	mm (in)	1028 (41)	1009 (40)	1029 (41)	997 (39)
Length	mm (in)	953 (38)	908 (36)	951 (37)	955 (38)
Weight	kg (lb)	434 (957)	444 (979)	1030 (2271)	459 (1012)
Compatibility		420, 430	420, 430	420, 430	415-420, 430
Part Number		251-1797	251-1800	251-1794	248-0962



General Purpose Bucket Bolt-On Teeth

GENERAL PURPOSE BUCKETS – BOLT-ON TEETH – IT			
Capacity	m^3 (yd^3)	1.0 (1.25)	1.0 (1.31)
Width	mm (in)	2262 (89)	2406 (95)
Height	mm (in)	1056 (42)	1036 (41)
Length	mm (in)	1083 (43)	1038 (41)
Weight	kg (lb)	462 (1018)	473 (1042)
Compatibility		420, 430	420, 430
Part Number		251-1796	251-1799



General Purpose Bucket Bolt-On Cutting Edge

GENERAL PURPOSE BUCKETS – BOLT-ON CUTTING EDGE – IT				
Capacity	m^3 (yd^3)	0.95 (1.25)	1.0 (1.31)	1.14 (1.5)
Width	mm (in)	2262 (89)	2406 (95)	2406 (95)
Height	mm (in)	1044 (41)	1025 (40)	1045 (41)
Length	mm (in)	1005 (40)	960 (38)	1003 (40)
Weight	kg (lb)	504 (1111)	530 (1169)	537 (1184)
Compatibility		420, 430	420, 430	420, 430
Part Number		251-1795	251-1798	251-1792



General Purpose Bucket Bolt-On Cutting Edge

GENERAL PURPOSE BUCKETS – BOLT-ON CUTTING EDGE – IT					
Capacity	m^3 (yd^3)	1.25 (1.6)	1.6 (2.1)	1.34 (1.75)	1.53 (2.0)
Width	mm (in)	2433 (96)	2433 (96)	2438 (96)	2438 (96)
Height	mm (in)	989 (39)	1187 (47)	1081 (43)	1103 (43)
Length	mm (in)	1018 (40)	1132 (45)	1019 (40)	1106 (44)
Weight	kg (lb)	667 (1471)	726 (1601)	860 (1896)	937 (2066)
Compatibility		450	450	440, 450	440, 450
Part Number		242-1654	242-1653	502-1117	506-0984

MULTI-PURPOSE BUCKETS – BASE EDGE – IT			
Capacity	m^3 (yd^3)	1.0 (1.3)	1.1 (1.4)
Width	mm (in)	2262 (89)	2425 (96)
Height	mm (in)	988 (39)	988 (39)
Length	mm (in)	900 (35)	900 (35)
Weight	kg (lb)	703 (1549)	731 (1612)
Compatibility		420, 430	420, 430
Part Number		216-8810	216-8840



Multi-Purpose Bucket Base Edge

MULTI-PURPOSE BUCKETS – BOLT-ON TEETH – IT			
Capacity	m^3 (yd^3)	1.0 (1.3)	1.1 (1.4)
Width	mm (in)	2262 (89)	2425 (96)
Height	mm (in)	1023 (40)	995 (39)
Length	mm (in)	900 (35)	951 (37)
Weight	kg (lb)	750 (1654)	778 (1716)
Compatibility		420, 430	420, 430
Part Number		232-2697	232-2699



Multi-Purpose Bucket Bolt-On Teeth



Multi-Purpose Bucket Base Edge

MULTI-PURPOSE BUCKETS – BASE EDGE – IT			
Capacity	m^3 (yd^3)	1.03 (1.4)	1.3 (1.7)
Width	mm (in)	2406 (95)	2434 (96)
Height	mm (in)	973 (38)	996 (39)
Length	mm (in)	875 (34)	1003 (40)
Weight	kg (lb)	678 (1495)	811 (1788)
Compatibility		415-450	415-450
Part Number		318-7267	320-9940



Multi-Purpose Bucket Bolt-On Cutting Edge

MULTI-PURPOSE BUCKETS – BOLT-ON CUTTING EDGE – IT			
Capacity	m^3 (yd^3)	1.0 (1.3)	1.1 (1.4)
Width	mm (in)	2262 (89)	2425 (96)
Height	mm (in)	1014 (40)	1014 (40)
Length	mm (in)	952 (38)	951 (37)
Weight	kg (lb)	761 (1677)	793 (1748)
Compatibility		420, 430	420, 430
Part Number		232-2696	232-2698



Multi-Purpose Bucket Bolt-On Cutting Edge Extreme Duty

MULTI-PURPOSE BUCKETS – BOLT-ON CUTTING EDGE – IT			
Series		**Heavy Duty**	**Extreme Duty**
Capacity	m^3 (yd^3)	1.34 (1.75)	1.34 (1.75)
Width	mm (in)	2457 (97)	2457 (97)
Height	mm (in)	1054 (42)	1054 (42)
Length	mm (in)	1072 (42)	1262 (50)
Weight	kg (lb)	1095 (2414)	1169 (2577)
Compatibility		440, 450	440, 450
Part Number		506-1010	506-1011

Side dump buckets can dump forward or to the left and provide the versatility required in tight work areas and congested environments. The side dump bucket is designed for loading, carrying, leveling, back-filling and dumping a variety of materials.

SIDE DUMP BUCKET – BOLT-ON CUTTING EDGE – IT		
Capacity	m^3 (yd^3)	0.96 (1.25)
Overall Width	mm (in)	2770 (109)
Overall Length	mm (in)	1154 (45)
Overall Height	mm (in)	995 (39)
Weight	kg (lb)	1009 (2224)
Part Number		571-8458



Side Dump Bucket



LOADER COUPLERS – IT			
Machine		415-430	450E/F
Weight	kg (lb)	205 (452)	237 (523)
Required Hydraulics		3rd Valve	3rd Valve
Part Number		417-6878	465-7298
Kit – Hydraulic Supply		519-9196*	465-3300
Kit – Hydraulic Supply		418-9071*	—
Lines Group – Coupler		418-9078	465-9168

**Contact your dealer for exact machine compatibility of hydraulic supply kits.*



Loader Coupler



Pallet forks are designed to meet a wide variety of material handling needs. Use pallet forks for moving bulky or palletized materials on construction and industrial sites, and for handling bagged fertilizer and seed at landscaping and nursery sites.



Pallet Forks

PALLET FORKS			
Tine Length	mm (in)	1219 (48)	1220 (48)
Carriage Height	mm (in)	699 (28)	1010 (40)
Carriage Width	mm (in)	1524 (60)	1900 (75)
Tine Width	mm (in)	127 (5)	125 (5)
Tine Thickness	mm (in)	51 (2)	60 (2.4)
Operating Weight	kg (lb)	456 (1007)	541 (1193)
Overall Length	mm (in)	1698 (67)	1619 (64)
Max Tine Spacing (center to center)	mm (in)	1471 (58)	1900 (75)
Interface		Pin On (ST)	IT
Hydraulic Adjustment		No	Yes
Part Number		461-0763	573-4593



Pallet Carriage

PALLET CARRIAGES – IT			
Length	mm (in)	342 (13.5)	361 (14)
Width	mm (in)	1524 (60)	1550 (61)
Height	mm (in)	895 (35)	896 (35)
Weight	kg (lb)	452 (998)	317 (699)
Max Tine Spacing (center to center)	mm (in)	1349 (53)	1320 (52)
Part Number		292-4571	6W-8832



Fork Tines

FORK TINES							
Tine Length	mm (in)	1050 (41)	1070 (42)	1200 (47)	1220 (48)	1350 (53)	1370 (54)
Overall Length	mm (in)	1138 (45)	1160 (46)	1288 (51)	1310 (52)	1438 (57)	1458 (57)
Width	mm (in)	130 (5)	122 (5)	130 (5)	122 (5)	130 (5)	122 (5)
Height	mm (in)	800 (32)	793 (31)	800 (32)	793 (31)	800 (32)	793 (31)
Weight	kg (lb)	90 (198)	90 (198)	99 (217)	98 (216)	106 (234)	105 (232)
Part Number		596-1384	195-6937	196-1385	195-6935	596-9739	195-6939

Angle Brooms are used for clearing parking lots, industrial plants, mill yards, airport runways, streets, driveways and lanes.



ANGLE BROOMS			
MODEL		**BA25**	**BA25**
Width	mm (in)	2700 (106)	2700 (106)
Sweeping Width	mm (in)	2500 (98)	2500 (98)
Brush Diameter	mm (in)	700 (28)	700 (28)
Brush Material (50% Poly/50% Wire)		Yes	Yes
Height	mm (in)	1300 (51)	1300 (51)
Length	mm (in)	1535 (60)	1535 (60)
Weight	kg (lb)	430 (946)	440 (970)
Angling		Manual	Hydraulic (12v)
Includes Hooks		No	No
Includes Water		No	No
Includes Twist-to-Connect Quick Disconnects (M45)		Yes	Yes
Part Number		600-8979	600-8980
Hook Group – IT Coupler		487-8490*	487-8490*
Kit – Electrical Switch (Machine Side)		—	177-0893**
Kit – Broom, Spray, 12V (BA25)		609-9554#	609-9554#
Kit – Broom, Spray, 24V (BA25)		609-9555	—
Kit – Tank, Water (400 liters/105 gallons)		497-9461##	497-9461##
Kit, Roading, BP (BA22/BA25)		588-4294	—
Kit, QDS, Push, Size 12		196-4191	—

**Required (broom side)*
***Required (machine side)*
#Requires Kit, Tank
##Requires Kit, Spray

Pickup Brooms sweep and deposit material into an integrated hopper for easy removal and dumping.



PICKUP BROOM		
MODEL		**BP25**
Overall Width	mm (in)	2700 (106)
Sweeping Width	mm (in)	2500 (98)
Brush Diameter	mm (in)	700 (28)
Brush Material (100% Poly)		Yes
Height	mm (in)	1300 (51)
Length	mm (in)	1830 (72)
Weight	kg (lb)	650 (1433)
Required Hydraulics		3rd Function
Includes Hooks		No
Water – 400 L (106 gal) Tank and Sprinklers		Yes
Part Number		600-8975
Hook Group – IT Coupler		487-8490*
Kit – Electrical Switch (Machine Side)		177-0893**

**Required (broom side)*
***Required (machine side)*



BRISTLES – BA25			
	POLY	**STEEL**	**SPACER**
Part Number	302-8211	202-8957	421-1549
Quantity	28	27	54

BRISTLES – BP25			
	POLY	**STEEL**	**SPACER**
Part Number	157-2556	—	421-1549
Quantity	34	—	33

Quantities are number needed to complete one set of mixed (poly/steel) bristles.



BROOM KIT – BHL	
Part Number	**Description**
196-4191	QDS Kit, Push, Size 12 – Converts a machine using the nipple-type quick disconnects to a machine using the flat-face type quick disconnects.

Move pipe, concrete blocks, highway dividers and other construction material quickly and easily with an extendable material handling arm. Length of the arm is manually adjustable to match load and reach requirements.



MATERIAL HANDLING ARM – IT		
Maximum Load Rating	kg (lb)	2095 (4619)
Maximum Horizontal Reach	mm (in)	3941 (155)
Extended Length	mm (in)	3937 (155)
Retracted Length	mm (in)	2007 (79)
Number of Adjustments		3
Length Between Adjustments	mm (in)	967 (38)
Weight	kg (lb)	408 (900)
Part Number		229-9714



Material Handling Arm

TRUSS BOOM – IT		
Rated Capacity	kg (lb)	500 (1102)
Height	mm (in)	810 (32)
Length	m (ft)	4 (13.1)
Part Number		169-3945



Truss Boom

LIFTING HOOK – IT		
Maximum Load Rating	kg (lb)	5000 (11023)
Maximum Horizontal Reach	mm (in)	500 (20)
Overall Height	mm (in)	982 (39)
Overall Width	mm (in)	690 (27)
Weight	kg (lb)	98 (216)
Part Number		169-6460



Lifting Hook

Snow Plows are designed for snow removal applications in parking lots, driveways, airport runways and storage lots. The plow design scrapes the surface and can angle to windrow material to one side. The trip edge system protects your machine and tool from unseen obstacles by retracting from objects such as manhole covers or large rocks.



Snow Plow

SNOW PLOWS – IT				
MODEL		**2.7 m (9 ft)**	**3 m (10 ft)**	**3.6 m (12 ft)**
Width	mm (in)	2743 (108)	3048 (120)	3658 (144)
Overall Height	mm (in)	1051 (41)	1051 (41)	1051 (41)
Blade Height	mm (in)	888 (35)	888 (35)	888 (35)
Length	mm (in)	1385 (55)	1385 (55)	1385 (55)
Weight	kg (lb)	855 (1885)	902 (1989)	989 (2180)
Required Hydraulics		Front Aux	Front Aux	Front Aux
Part Number		481-3671	481-3672	481-3673





IT Coupler Snow Push

Straight Snow Pushes

are designed for optimal snow removal or any material pushing application. Designed to roll and fold snow with a profiled mold board, the Straight Snow Push maximizes the amount of snow being pushed. Once material is contained and displaced, streamlined box supports ensure that snow does not cling to the tool, increasing productivity. The Cat Straight Snow push also features a standard trip edge system which protects your machine and tool from unseen obstacles.

SNOW PUSHES – IT					
MODEL		**3.05 m (10 ft)**	**3.66 m (12 ft)**	**3.05 m (10 ft)**	**3.66 m (12 ft)**
Working Width	mm (in)	3048 (120)	3658 (144)	3048 (120)	3658 (144)
Overall Width	mm (in)	3220 (127)	3829 (151)	3220 (127)	3829 (151)
Trip Edge Height	mm (in)	137 (5)	137 (5)	137 (5)	137 (5)
Overall Height	mm (in)	975 (38)	975 (38)	975 (38)	975 (38)
Length	mm (in)	1279 (50)	1279 (50)	1279 (50)	1279 (50)
Weight	kg (lb)	818 (1803)	905 (1995)	761 (1678)	846 (1865)
Trip Edge Type		Steel	Steel	Rubber	Rubber
Part Number		479-8087	479-8091	508-8290	508-8295

Bucket Receiver Snow Pushes

Bucket Receiver Snow Pushes are designed to mount to the machine without having to remove the machine bucket. This is ideal for machines not equipped with a quick coupler option. The bucket receiver snow push is secured to the machine by sliding the cutting edge of the bucket into the receiver arms, then fastening chains around the bucket of the machine. The chains are easily tightened by using the over center load binders that are attached to the snow push. For use with any bucket that does not have a cutting edge or teeth.



Bucket Receiver Snow Push



SNOW PUSHES – BUCKET RECEIVER					
MODEL		**3.05 m (10 ft)**	**3.66 m (12 ft)**	**3.05 m (10 ft)**	**3.66 m (12 ft)**
Working Width	mm (in)	3048 (120)	3658 (144)	3048 (120)	3658 (144)
Overall Width	mm (in)	3220 (127)	3829 (151)	3220 (127)	3829 (151)
Trip Edge Height	mm (in)	137 (5)	137 (5)	137 (5)	137 (5)
Overall Height	mm (in)	975 (38)	975 (38)	975 (38)	975 (38)
Length	mm (in)	1755 (69)	1755 (69)	1755 (69)	1755 (69)
Weight	kg (lb)	905 (1995)	991 (2185)	846 (1865)	932 (2055)
Trip Edge Type		Steel	Steel	Rubber	Rubber
Cutting Edge		482-7618	489-3927	482-1496	489-3929
Trip Edge		Yes	Yes	Yes	Yes
Part Number		479-8088	479-8092	508-8300	508-8305

BACKHOE COUPLERS



Dual Lock™ Pin Grabber – Manual



Dual Lock Pin Grabber – Hydraulic



Pin Puller – Case



Pin Puller – Deere



1/4 Yard Pin Lock – Manual



Tilting 1/4 Yard Pin Lock

BACKHOE COUPLERS – 450			
Machine		450	450
Coupler Type		Dual Lock™ Pin Grabber	1/2 yd Pin Lock
Weight	kg (lb)	156 (344)	111 (245)
Manual or Hydraulic		Hydraulic	Manual
Part Number		485-5290	527-6691
Bucket Pins – 60 mm		556-3635	—

HYDRAULIC KITS – 440, 450		
Machine	440, 450	450
Stick Type	Standard Stick	Extended Stick
Part Number	550-4089	550-4091

BACKHOE COUPLERS – 415-444							
Machine	415-444	415-444	415-444	415-444	415-444	415-444	415-444
Coupler Type	Dual Lock Pin Grabber	Dual Lock Pin Grabber	Pin Puller Case	Pin Puller Deere	1/4 yd Pin Lock	Pin Puller	Tilting 1/4 yd Pin Lock
Weight kg (lb)	87 (192)	91 (201)	100 (221)	96 (212)	87 (192)	102 (225)	110 (242)
Manual or Hydraulic	Manual	Hydraulic	Manual	Manual	Manual	Manual	Manual
Part Number	444-7500	485-5303	494-1938	487-6056	544-1901	563-2206*	226-1126
Bucket Pins – 45 mm/50 mm	178-3593	178-3593	178-3593	178-3593	—	—	—

**To be used on BHL with 45-50 mm pins to pickup 7-9 ton buckets with 50-55 mm pins. Does NOT take BHL pin-on attachments. Requires one 50 mm bucket pin per attachment.*

HYDRAULIC KITS, DUAL LOCK™ PIN GRABBER COUPLERS – 415-450									
Machine	415-420XE	415-440	415-420XE	415-440	440, 450	440, 450	415-420	415-420	430
Stick Type	Standard Stick	Standard Stick	Extended Stick	Extended Stick	Standard Stick	Extended Stick	Standard Stick	Extended Stick	Standard Stick
Part Number	579-6456	585-0341	579-6457	585-0342	550-4089	550-4090	468-7970	468-7971	468-7972

HYDRAULIC KITS, DUAL LOCK PIN GRABBER COUPLERS – 422-444				
Machine	430	422, 428, 432, 434	422, 428, 432, 434	442, 444
Stick Type	Extended Stick	Standard Stick	Extended Stick	Extended Stick
Part Number	468-7973	379-6431	371-5682	379-5292



Caterpillar offers ten types of backhoe buckets for Cat backhoe loaders. While they share many common features, each is designed to perform certain specific tasks. All buckets are pin on unless a pin lock option is available.

CEMETERY BUCKETS

Offer the ability to dig trenches with vertical walls and a flat bottom due to the special design. This type of bucket is used in trenching graves and other applications that require this profile, such as tanks and swimming pools.

CORAL BUCKETS

Four widths designed especially for rocky coral conditions such as those found on coastlines.

CRIBBING BUCKETS

Designed with a very narrow profile offering the capability to clean and maintain in between and under railroad ties. Ideal for light trenching on moderately abrasive soils.

DITCH CLEANING BUCKETS

Three widths designed to provide optimum trenching, slope-cutting, grading and finishing.

GRADING BUCKETS

Available in two widths, these are designed to provide optimum grading, trenching, slope-cutting and finishing work, in addition to nesting additional buckets for ease of transportation.

HEAVY DUTY BUCKETS

Available in six widths (pin on and pin lock), all with standard Diagonal Retention System adapters and teeth. They are especially well suited for semi-rocky soil or where hard bank material must be broken out and removed.

HEAVY DUTY ROCK BUCKETS

Available in five widths, all with standard Diagonal Retention System adapters and teeth. These are specifically designed to work in harsh rocky conditions found in various regions.

HIGH CAPACITY BUCKETS

Available in four pin-on widths and six pin lock widths. High capacity buckets are especially well suited for work in lower density soils and light materials. They have the same durable characteristics as heavy duty buckets but are capable of moving greater volumes.

SOIL EXCAVATION BUCKETS

Available in four widths, these buckets have heavy duty characteristics with higher capacity for use in a variety of conditions including heavy impact situations. The more aggressive adapter nose angle combined with the new tip design provides enhanced productivity in all soils, plus longer wear and sharpness in rocky areas.

STANDARD DUTY BUCKETS

Available in five widths, all with standard Diagonal Retention System adapters and teeth. These buckets are designed for general light duty excavation in soft soil or clay.

STANDARD DUTY BUCKETS – 415-444 – PIN ON						
Width	mm (in)	305 (12)	457 (18)	610 (24)	762 (30)	914 (36)
Capacity	L (ft^3)	79 (2.8)	119 (4.2)	176 (6.2)	232 (8.2)	292 (10.3)
Weight	kg (lb)	97 (214)	115 (254)	132 (291)	147 (324)	165 (364)
Number of Teeth		3	4	5	5	6
Part Number		219-3410	219-3380	219-3381	219-3382	219-3383



Standard Duty Bucket

STANDARD DUTY BUCKETS – UNITEETH – 415-444 – PIN ON						
Width	mm (in)	305 (12)	458 (18)	610 (24)	762 (30)	914 (36)
Capacity	L (ft^3)	80 (2.8)	120 (4.2)	180 (6.4)	230 (8.1)	290 (10.2)
Weight	kg (lb)	96 (212)	114 (251)	133 (293)	152 (335)	172 (379)
Number of Teeth		3	3	4	5	6
Part Number		273-3791	273-1374	273-1948	273-1950	273-1957



Heavy Duty Bucket

HEAVY DUTY BUCKETS – 415-444 – PIN ON							
Width	mm (in)	305 (12)	406 (16)	457 (18)	610 (24)	762 (30)	914 (36)
Capacity	L (ft^3)	79 (2.8)	105 (3.7)	119 (4.2)	176 (6.2)	232 (8.2)	292 (10.3)
Weight	kg (lb)	108 (238)	127 (280)	129 (284)	151 (333)	167 (368)	189 (417)
Number of Teeth		3	3	4	5	5	6
Part Number		219-3411	219-3385	219-3386	219-3387	219-3388	219-3389



Heavy Duty Bucket
Uniteeth

HEAVY DUTY BUCKETS – UNITEETH – 415-444 – PIN ON								
Width	mm (in)	305 (12)	305 (12)	458 (18)	610 (24)	610 (24)	762 (30)	914 (36)
Capacity	L (ft^3)	80 (2.8)	80 (2.8)	120 (4.2)	180 (6.4)	180 (6.2)	230 (8.1)	290 (10.2)
Weight	kg (lb)	99 (218)	96 (212)	118 (260)	140 (309)	143 (315)	162 (357)	206 (454)
Number of Teeth		3	3	3	4	4	5	6
Part Number		273-3731	273-5541	273-0862	273-0799	508-2488	273-0042	272-9608



Heavy Duty Bucket
Pin On Teeth

HEAVY DUTY BUCKETS – PIN ON TEETH – 415-444 – PIN ON					
Width	mm (in)	305 (12)	305 (12)	408 (16)	458 (18)
Capacity	L (ft^3)	80 (2.8)	68 (2.4)	110 (3.9)	120 (4.2)
Weight	kg (lb)	98 (216)	103 (227)	113 (249)	121 (267)
Number of Teeth		3	3	4	4
Part Number		273-3701	319-8978	273-0093	272-6410

HEAVY DUTY BUCKETS – PIN ON TEETH – 415-444 – PIN ON *(CONTINUED)*					
Width	mm (in)	610 (24)	762 (30)	800 (31.5)	914 (36)
Capacity	L (ft^3)	180 (6.4)	230 (8.1)	250 (8.8)	290 (10.2)
Weight	kg (lb)	143 (315)	161 (355)	166 (366)	183 (403)
Number of Teeth		5	5	5	6
Part Number		249-4221	272-7872	272-9219	272-9234



Heavy Duty Rock Bucket

HEAVY DUTY ROCK BUCKETS – 415-444 – PIN ON						
Width	mm (in)	305 (12)	457 (18)	610 (24)	762 (30)	914 (36)
Capacity	L (ft^3)	71 (2.5)	130 (4.6)	198 (7.0)	269 (9.5)	325 (11.5)
Weight	kg (lb)	113 (249)	138 (304)	173 (381)	180 (397)	205 (452)
Number of Teeth		3	4	5	5	6
Part Number		219-3412	219-3395	219-3396	219-3397	219-3398



High Capacity Bucket

HIGH CAPACITY BUCKETS – 415-444 – PIN ON					
Width	mm (in)	457 (18)	610 (24)	762 (30)	914 (36)
Capacity	L (ft^3)	181 (6.4)	241 (8.5)	320 (11.3)	380 (13.4)
Weight	kg (lb)	146 (322)	171 (377)	195 (430)	214 (472)
Number of Teeth		4	5	5	6
Part Number		219-3390	219-3391	219-3392	219-3393



High Capacity
Heavy Duty Bucket

HIGH CAPACITY HEAVY DUTY BUCKETS – BOLT-ON UNITEETH – 415-444 – PIN ON					
Width	mm (in)	457 (18)	610 (24)	762 (30)	914 (36)
Capacity	L (ft^3)	180 (6.4)	240 (8.5)	320 (11.3)	380 (13.4)
Weight	kg (lb)	136 (300)	158 (348)	175 (385)	196 (433)
Number of Teeth		3	6	6	6
Part Number		623-3982	623-3983	623-3984	623-3985

GRADING/MUD BUCKET – 415-444 – PIN ON					
Width	mm (in)	1200 (47)	1200 (47)	1500 (59)	1500 (59)
Capacity	L (ft^3)	411 (14.5)	413 (14.6)	521 (18.4)	527 (18.6)
Weight	kg (lb)	260 (573)	287 (633)	305 (672)	337 (743)
Edge Type		Base Edge	Cutting Edge	Base Edge	Cutting Edge
Pins Included		No	Yes	No	Yes
Part Number		390-7473	388-9668	390-7474	388-9669



Grading Bucket

CEMETERY BUCKETS – 415-444 – PIN ON			
Width	mm (in)	914 (36)	914 (36)
Capacity	L (ft^3)	238 (8.4)	238 (8.4)
Weight	kg (lb)	236 (521)	221 (486)
Number of Teeth/Edge Type		5	Cutting Edge
Part Number		242-5039	219-8655



Cemetery Bucket

CRIBBING BUCKETS – 415-444 – PIN ON			
Width	mm (in)	222 (8)	230 (9)
Capacity	L (ft^3)	40 (1.4)	60 (2.1)
Weight	kg (lb)	131 (289)	145 (320)
Number of Teeth		2	2
Part Number		226-5743	216-3294



Cribbing Bucket

CORAL BUCKET – 415-444 – PIN ON				
Width	mm (in)	305 (12)	610 (24)	762 (30)
Capacity	L (ft^3)	65 (2.3)	142 (5.0)	190 (6.7)
Weight	kg (lb)	123 (271)	174 (384)	200 (441)
Number of Teeth		4	8	10
Part Number		219-3413	219-3401	219-3402



Coral Bucket

SOIL EXCAVATION BUCKET – 415-444 – PIN ON					
Width	mm (in)	457 (18)	610 (24)	762 (30)	914 (36)
Capacity	L (ft^3)	181 (6.4)	241 (8.5)	320 (11.3)	380 (13.4)
Weight	kg (lb)	152 (335)	179 (395)	197 (434)	223 (492)
Number of Teeth		4	5	5	6
Part Number		254-8940	254-8941	254-8942	254-8943



Soil Excavation Bucket



Ditch Cleaning Bucket

DITCH CLEANING BUCKET – 415-444 – PIN ON			
Width mm (in)	1219 (48)	1372 (54)	1524 (60)
Capacity L (ft^3)	368 (13.0)	419 (14.8)	473 (16.7)
Weight kg (lb)	205 (452)	223 (492)	240 (529)
Edge Type	Base Edge	Base Edge	Base Edge
Part Number	212-8738	212-8740	212-8741



Ditch Cleaning Bucket

DITCH CLEANING BUCKETS – 415-444 – PIN ON					
Width mm (in)	1200 (47)	1400 (55)	1500 (59)	1600 (63)	1800 (71)
Capacity L (ft^3)	220 (7.8)	260 (9.2)	290 (10.2)	310 (10.9)	350 (12.4)
Weight kg (lb)	124 (273)	138 (304)	145 (320)	152 (335)	166 (366)
Edge Type	Base Edge	Base Edge	Base Edge	Base Edge	Base Edge
Part Number	192-0657	192-0658	191-9555	192-0660	192-0661



Ditch Cleaning Bucket

DITCH CLEANING BUCKET – 415-444 – 1/4 YD PIN LOCK	
Width mm (in)	1219 (48)
Capacity L (ft^3)	337 (11.9)
Weight kg (lb)	226 (498)
Edge Type	Cutting Edge
Part Number	275-8776



Tilting Ditch Cleaning Bucket

TILTING DITCH CLEANING BUCKETS – 415-444 – PIN ON		
Width mm (in)	1200 (47)	1500 (59)
Capacity L (ft^3)	360 (12.7)	460 (16.2)
Weight kg (lb)	470 (1036)	540 (1191)
Edge Type	Cutting Edge	Cutting Edge
Part Number	568-9144*	620-1272*

**Requires 644-1635 hydraulic lines.*



High Capacity Bucket

HIGH CAPACITY BUCKET – 415-444 – 1/4 YD PIN LOCK					
Width mm (in)	406 (16)	457 (18)	610 (24)	762 (30)	914 (36)
Capacity L (ft^3)	160 (5.7)	180 (6.4)	260 (9.2)	360 (12.7)	460 (16.2)
Weight kg (lb)	153 (337)	162 (357)	194 (428)	222 (489)	254 (560)
Number of Teeth	3	4	5	5	6
Part Number	247-1954	247-1955	247-1956	247-1957	247-1958

HEAVY DUTY BUCKET – 415-444 – 1/4 YD PIN LOCK							
Width	mm (in)	300 (12)	407 (16)	457 (18)	610 (24)	762 (30)	914 (36)
Capacity	L (ft^3)	96 (3.4)	120 (4.2)	139 (4.9)	207 (7.3)	280 (9.9)	340 (12.0)
Weight	kg (lb)	113 (249)	135 (298)	138 (304)	168 (370)	201 (443)	231 (509)
Number of Teeth		3	3	4	5	5	6
Part Number		247-1947	247-1948	247-1949	247-1950	247-1951	247-1952



Heavy Duty Bucket

HEAVY DUTY BUCKET – 450 – PIN ON						
Width	mm (in)	457 (18)	610 (24)	762 (30)	914 (36)	1067 (42)
Capacity	L (ft^3)	180 (6.4)	270 (9.5)	350 (12.4)	450 (15.9)	540 (19.1)
Weight	kg (lb)	203 (448)	225 (496)	257 (567)	301 (664)	338 (745)
Number of Teeth		3	4	5	5	6
Part Number		547-7030	547-7031	547-7032	547-7033	547-7034



Heavy Duty Bucket

DITCH CLEANING BUCKET – 450 – PIN ON				
Width	mm (in)	1200 (47)	1500 (59)	1800 (71)
Capacity	L (ft^3)	270 (9.5)	350 (12.4)	420 (14.8)
Weight	kg (lb)	162 (357)	189 (417)	216 (476)
Edge Type		Base Edge	Base Edge	Base Edge
Part Number		547-7081	547-7082	547-7083



Ditch Cleaning Bucket

TILTING DITCH CLEANING BUCKETS – 450 – PIN ON			
Width	mm (in)	1200 (47)	1500 (59)
Capacity	L (ft^3)	360 (12.7)	460 (16.2)
Weight	kg (lb)	493 (1087)	562 (1239)
Edge Type		Cutting Edge	Cutting Edge
Part Number		568-9143*	614-2450*

**Requires 644-1637 7-10T hydraulic lines. For use with 60/60 mm pins.*



Tilting Ditch Cleaning Bucket





Heavy Duty Bucket

HEAVY DUTY BUCKET – 450 – 1/2 YD PIN LOCK					
Width	mm (in)	463 (18)	616 (24)	921 (36)	1226 (48)
Capacity	L (ft^3)	200 (7.1)	300 (10.6)	500 (17.7)	800 (28.3)
Weight	kg (lb)	250 (551)	301 (664)	390 (860)	478 (1054)
Number of Teeth		3	4	6	8
Part Number		527-7302	528-8034	528-8784	528-8786



Grading/Mud Bucket

GRADING/MUD BUCKET – 450 – PIN ON				
Width	mm (in)	1200 (47)	1500 (59)	1800 (71)
Capacity	L (ft^3)	430 (15.2)	560 (19.8)	680 (24.0)
Weight	kg (lb)	320 (706)	373 (822)	425 (937)
Edge Type		Cutting Edge	Cutting Edge	Cutting Edge
Includes Pins?		Yes	Yes	Yes
Part Number		547-7084	547-7085	547-7086





GROUND ENGAGING TOOLS (G.E.T.)

Made from through-hardened DH-2 steel, both the tips and adapters of the Diagonal Retention System (DRS) deliver optimal strength and resistance to abrasive wear. The DRS features a right-hand drive pin slot at a 40° angle from the previous horizontal system.

BUCKET TEETH ATTRIBUTES AND APPLICATIONS	
Long	**Attributes:** • Long, symmetric, top and bottom self-sharpening cavities • Good strength, penetration and wear material **Applications:** • General excavation and loading • Low to moderate impact and abrasion
Chisel	**Attributes:** • Flat bottom design **Applications:** • Moderate impact and high abrasion for footing, steam walls or a clean trench floor
Soil	**Attributes:** • Through-hardened DH-2 steel fabrication **Applications:** • Hard soil job sites • Non-abrasive, low-impact situations
Penetration	**Attributes:** • Leading edge with 60% less cross-sectional area • Single center rib that self-sharpens during wear **Applications:** • Densely compacted materials
Wide	**Attributes:** • Flat bottom design • Reduced spillage **Applications:** • Increased bucket capacity situations • Cohesive material with minimal penetration needs
Sharp	**Attributes:** • Curved shape • Strong and durable **Applications:** • Densely compacted materials
Sharp–Twin	**Attributes:** • Curved shape • Very good penetration • Stays sharp **Applications:** • Hard-to-penetrate fracturable materials





Long



Chisel



Penetration



Wide



Sharp



Sharp–Twin



Soil



Pin



Retainer

BUCKET TEETH		
	Type	**Part Number**
Long	DRS230	208-5236
Chisel	DRS230	208-5232
Soil	DRS230	208-5234
Penetration	DRS230	208-5235
Wide	DRS230	208-5240
Sharp	DRS230	208-5239
Sharp – Twin	DRS230	208-5237
Pin – Heavy Duty	DRS230	253-0230
Retainer	DRS230	201-1239
Pin	DRS230	500-0269

Compaction wheels provide a low-cost option for trench compaction. The wheels feature tapered roller bearings and tampered foot design for smooth operation. Six to ten passes are usually adequate to achieve compaction in normal soil conditions, dependent on the required compaction levels. Pin on compaction wheels can be used in combination with an applicable pin grabber quick coupler.



Compaction Wheel

COMPACTION WHEELS – 415-444 – PIN ON				
Model		**305 mm (12 in)**	**457 mm (18 in)**	**610 mm (24 in)**
Overall Width	mm (in)	398 (16)	439 (17)	559 (22)
Compaction Width	mm (in)	286 (11)	439 (17)	559 (22)
Overall Height	mm (in)	1138 (45)	1112 (44)	1110 (44)
Overall Length	mm (in)	995 (39)	991 (39)	991 (39)
Weight	kg (lb)	396 (873)	504 (1111)	535 (1180)
Number of Wheels		2	3	3
Number of Pads		18	27	27
Part Number		517-6992	517-6993	517-6994

COMPACTION WHEELS – 415-444 – 1/4 YD PIN LOCK				
Model		**305 mm (12 in)**	**457 mm (18 in)**	**610 mm (24 in)**
Overall Width	mm (in)	312 (12)	439 (17)	559 (22)
Compaction Width	mm (in)	286 (11)	439 (17)	559 (22)
Overall Height	mm (in)	1207 (48)	1181 (47)	1179 (46)
Overall Length	mm (in)	995 (39)	991 (39)	991 (39)
Weight	kg (lb)	379 (836)	487 (1074)	518 (1142)
Number of Wheels		2	3	3
Number of Pads		18	27	37
Part Number		517-6995	517-6996	517-6997

COMPACTION WHEELS – 450 – PIN ON					
Model		**305 mm (12 in)**	**457 mm (18 in)**	**610 mm (24 in)**	**914 mm (36 in)**
Overall Width	mm (in)	323 (13)	449 (18)	556 (22)	884 (35)
Compaction Width	mm (in)	306 (12)	449 (18)	556 (22)	884 (35)
Overall Height	mm (in)	1155 (46)	1168 (46)	1168 (46)	1168 (46)
Overall Length	mm (in)	1014 (40)	1014 (40)	1014 (40)	1091 (43)
Weight	kg (lb)	435 (959)	574 (1266)	593 (1307)	899 (1982)
Number of Wheels		2	3	3	5
Number of Pads		18	27	37	45
Part Number		517-6998	517-6999	517-7000	517-7001



High performance breakers, Cat hammers are designed for maximum performance in demolition, construction and road work. Check with your local Cat dealer for the mounting bracket and hydraulic lines to match the hammer of choice.

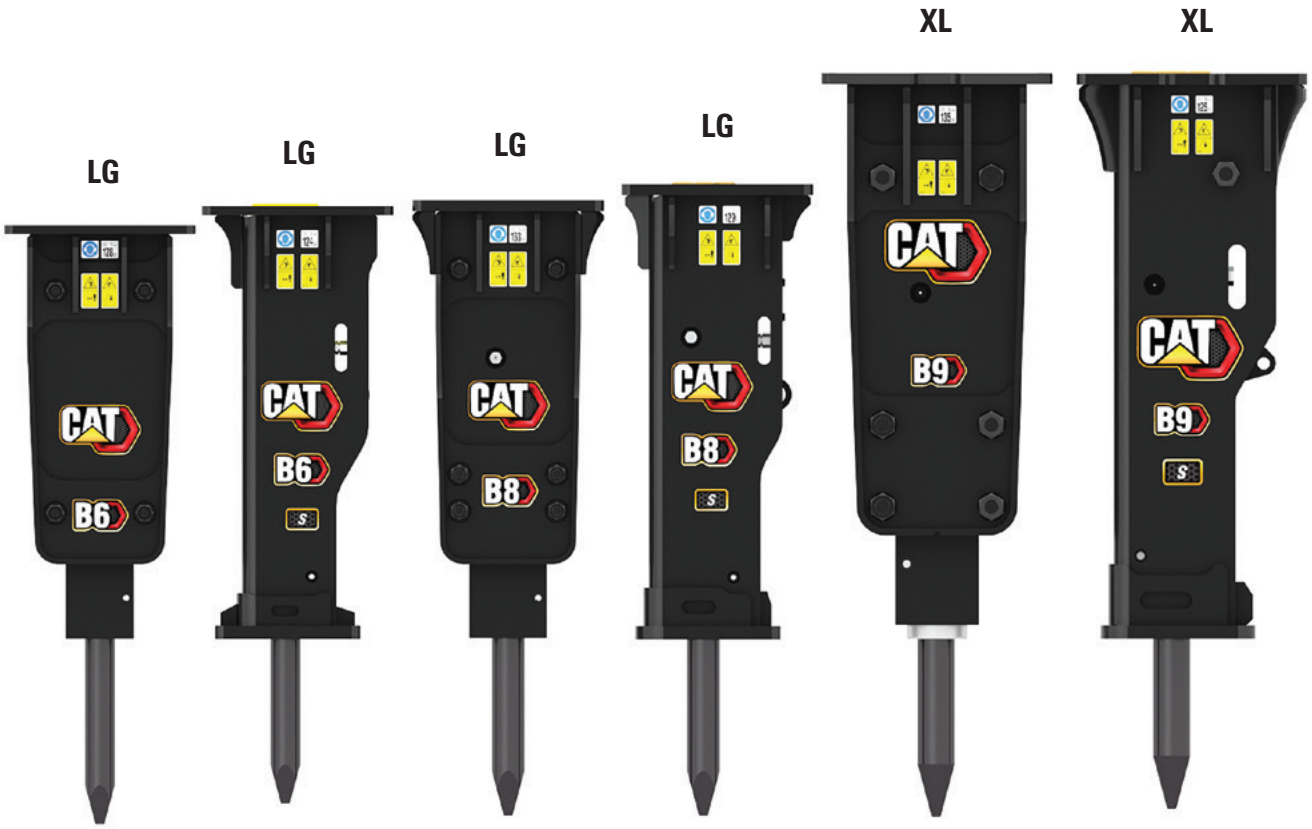

B HAMMERS – TOP MOUNT* – 415-444					
MODEL		**B6**	**B6s**	**B8**	**B8s**
Height Without Tool	mm (in)	948 (37)	993 (39)	1005 (40)	1044 (41)
Overall Height	mm (in)	1375 (54)	1370 (54)	1413 (56)	1402 (55)
Overall Length	mm (in)	316 (12.4)	316 (12)	316 (12)	316 (12)
Overall Width	mm (in)	440 (17)	440 (17)	440 (17)	440 (17)
Tool Shaft Diameter	mm (in)	68 (2.7)	68 (2.7)	75 (3)	75 (3)
Operating Weight – With Tool	kg (lb)	259 (571)	277 (611)	350 (771)	344 (758)
Minimum Operating Pressure	kPa (psi)	12238 (1775)	12238 (1775)	11749 (1704)	11749 (1704)
Sound	dB	128	124	133	129
Required Hydraulics		Rear Aux	Rear Aux	Rear Aux	Rear Aux
Part Number		532-9106	532-9206	532-9108	532-9208

**Top Mount Hammers require mounting brackets and lines; see chart on page 42–43 for more information.*

B HAMMERS – MOUNT* – 415-450			
MODEL		**B9****	**B9s****
Height Without Tool	mm (in)	1298 (51)	1296 (51)
Overall Height	mm (in)	1753 (69)	1733 (68)
Overall Length	mm (in)	530 (21)	530 (21)
Overall Width	mm (in)	400 (16)	400 (16)
Tool Shaft Diameter	mm (in)	85 (3.4)	85 (3.3)
Operating Weight – With Tool	kg (lb)	529 (1166)	518 (1142)
Minimum Operating Pressure	kPa (psi)	12728 (1846)	12728 (1846)
Sound	dB	135	125
Required Hydraulics		Rear Aux	Rear Aux
Part Number		532-9109	532-9209

**Top Mount Hammers require mounting brackets and lines; see chart on page 42–43 for more information.*
*** Not compatible with Side Shift machines.*

B HAMMERS – SIDE MOUNT – 415-444		
MODEL		**B8**
Compatibility		415-444
Height Without Tool	mm (in)	1106 (44)
Overall Height	mm (in)	1514 (60)
Overall Length	mm (in)	698 (28)
Overall Width	mm (in)	385 (15)
Tool Shaft Diameter	mm (in)	75 (3)
Operating Weight – With Tool	kg (lb)	364 (803)
Minimum Operating Pressure	kPa (psi)	11749 (1704)
Sound	dB	133
Required Hydraulics		Rear Aux
Part Number		582-1508

NOTE: All Cat hammers come with two tools.



Side Mount Hammer





Hammer Tool Kit included with B hammers

NOTE: All Cat hammers come with two tools.



Hammer Tool Kit included with H hammers



H HAMMERS – TOP MOUNT*				
MODEL		**H65s**	**H80s**	**H95s****
Height Without Tool	mm (in)	953 (38)	1057 (42)	1250 (49)
Overall Height	mm (in)	1324 (52)	1433 (56)	1666 (66)
Overall Length	mm (in)	451 (18)	535 (21)	520 (21)
Overall Width	mm (in)	346 (14)	485 (19)	512 (20)
Tool Shaft Diameter	mm (in)	68 (2.7)	75 (3)	88 (3.4)
Operating Weight – With Tool	kg (lb)	390 (860)	425 (7937)	627 (1382)
Minimum Operating Pressure	kPa (psi)	10000 (1450)	10000 (1450)	10000 (1450)
Maximum Operating Pressure	kPa (psi)	16500 (2393)	17500 (2500)	17240 (2500)
Minimum Flow	L/min (gpm)	40 (10)	70 (18)	70 (18)
Maximum Flow	L/min (gpm)	115 (30)	130 (34)	150 (40)
Sound	dB	124	120	124
Required Hydraulics		Rear Aux	Rear Aux	Rear Aux
Compatibility		415-444	415-450	415-450
Part Number		561-2552	561-2553	561-2555

**Top Mount Hammers require mounting brackets and lines; see chart on page 42–43 for more information.*
*** Not compatible with Side Shift machines.*



Moil



Chisel – Inline



Chisel – Crosscut



Post Driver



Cone



Blunt



Spade – Parallel



Spade – Traverse



Compacting Plate

HAMMER TOOLS						
Tool	**B6**	**B8**	**B9**	**H65**	**H80**	**H95**
Moil	523-3193	532-9120	532-9219	—	—	—
Cone	523-3195	532-9118	542-1762	423-8308	369-1548	369-0792
Blunt	523-3196	532-9117	542-1763	423-8309	376-7947	373-7159
Chisel, Inline	523-3191	532-9121	542-1764	423-8307	369-1549	369-0793
Chisel, Crosscut	523-3197	532-9119	542-1765	428-8022	399-1711	399-1710
Moil – Tuck	—	566-3424	—	—	—	—
Cone – Tuck	—	566-3422	—	—	—	—
Blunt – Tuck	—	566-3421	—	—	—	—
Chisel, Inline – Tuck	—	566-3425	—	—	—	—
Chisel, Crosscut – Tuck	—	566-3423	—	—	—	—
Spade, Parallel	582-1498	582-1499	—	433-9653	381-6720	—
Spade, Transverse	582-1503	582-1504	—	433-9652	381-6719	—
Compacting Plate	582-1493	582-1494	—	433-9651	381-6721	—
Post Driver	582-1506	582-1507	—	—	—	—



LG



XL



Tuck



1/4 yd Pin Lock



1/2 yd Pin Lock

HAMMER BRACKETS						
MODEL	**B6***	**B8***	**B9****	**H65s***	**H80s****	**H95s****
Bracket 45 mm/50 mm, Pin On	567-9320	567-9320	564-9842	567-9320	564-9842	564-9842
Bracket 60 mm/60 mm, Pin On	—	—	564-9843	—	564-9843	564-9843
Bracket 1/4 yd, Pin Lock, LG	443-7285	—	416-8031	—	416-8031	416-8031
Bracket 1/2 yd, Pin Lock	—	—	564-2732	—	564-2732	564-2732
Bracket BHL, STD, Pin On, Tuck, LG	551-1546	551-1546	—	551-1546	—	—
Bracket BHL, EXT, Pin On, Tuck, LG	565-3682	565-3682	—	565-3682	—	—
Bracket BHL, QC, Pin On, Tuck, LG	572-6066	572-6066	—	572-6066	—	—
Bracket BHL-F, Pin On, Tuck, XL	—	—	—	—	420-2477	420-2477
Bracket BHL-F, QC, Tuck, XL	—	—	—	—	419-8481	419-8481

**Uses LG Brackets*
***Uses XL Brackets*

HAMMER LINES						
MODEL	**B6**	**B8**	**B9**	**H65s**	**H80s**	**H95s**
Lines, BHL	570-6298	570-6298	532-9282	313-4791	399-6962	399-6962
Lines BHL – Tuck	565-6083	565-6083	—	—	—	—
Lines BHL – QC	—	—	—	—	399-6964	399-6964
Lines BHL – 450	—	—	532-9282	—	399-6964	399-6964

Note: B and H hammer lines are not interchangeable.





HAMMER – BRACKET PINS						
MODEL	**B6**	**B8**	**B9**	**H65s**	**H80s**	**H95s**
Pins, BHL-F – 45 mm/50 mm	178-3593	178-3593	178-3593	178-3593	178-3593	—
Pins, BHL-F – 60 mm/60 mm	—	—	556-3635	—	556-3635	556-3635



Cold planers are designed for small paving jobs in residential and commercial applications and are primarily used to economically restore asphalt and concrete surfaces. Designed with a high-speed drum and conical bits to quickly remove asphalt and concrete. They are ideal for milling imperfections prior to resurfacing, removing deteriorated pavement, removing traffic lane stripes and jobs where the use of dedicated planers is limited.

COLD PLANERS – PIN ON			
MODEL		**PC35**	**PC45**
Machine		415-420, 428-444	415-420, 428-450
Overall Width	mm (in)	856 (34)	943 (37)
Working Width	mm (in)	350 (14)	450 (18)
Overall Length	mm (in)	860 (34)	947 (37)
Overall Height	mm (in)	808 (32)	866 (34)
Max Cutting Depth	mm (in)	120 (5)	150 (6)
Weight	kg (lb)	489 (1078)	666 (1468)
Required Hydraulics		First Auxiliary	First Auxiliary
Part Number		619-6535	619-6545



Cold Planer

Cat Rakes are designed to remove roots from the ground. This attachment is also used to pile up branches, logs or roots during a land cleaning application. Helpful when the operation requires removal of material but not the dirt.

RAKES – IT – 415-450		
Working Width	mm (in)	2083 (82)
Overall Width	mm (in)	2337 (92)
Overall Length	mm (in)	1118 (44)
Overall Height	mm (in)	1270 (50)
Number of Tines		7
Weight	kg (lb)	500 (1103)
Part Number		230-5865



Rake

Built to cut through dense dirt, loosen rocky soil and break below the frost layer, Cat rippers take on some of the most challenging conditions. Plus, because they are made for specific Cat models, they can better transfer machine power into ripping power.

RIPPERS – PIN ON			
Machine		415-444	450/310
Shank Length	mm (in)	639 (25)	950 (37)
Overall Length	mm (in)	833 (33)	795 (31)
Width	mm (in)	420 (17)	420 (17)
Tip Radius	mm (in)	806 (32)	1119 (44)
Weight	kg (lb)	109 (240)	169 (373)
Part Number		491-4075	546-4141



Ripper

Vibratory plate compactors provide superior compaction in a reliable, low-maintenance package. These units produce high-power impulses at a rate of 2200 impacts per minute. Whether in a trench or on a slope, driving sheeting or posts, Cat compactors are the superior choice for any job site.

VIBRATORY PLATE COMPACTORS			
MODEL	**CVP28**	**CVP40**	**CVP55***
Base Plate Width mm (in)	450 (17.7)	590 (23.2)	600 (26)
Base Plate Length mm (in)	920 (36.2)	980 (38.6)	1046 (41.2)
Compaction Area m^2 (ft^2)	0.32 (3.4)	0.44 (4.7)	0.53 (5.7)
Weight kg (lb)	260 (573)	350 (772)	453 (999)
Required Hydraulics	First Auxiliary	First Auxiliary	First Auxiliary
Part Number	612-9628	612-9640	612-9655
Compatibility	428/432/434/444	415-450	415-450

Mounting bracket and connecting lines required.
**Not compatible with side shift backhoe loaders.*

VIBRATORY PLATE COMPACTOR BRACKETS			
MODEL	**CVP28**	**CVP40**	**CVP55**
Pin On (415-444)	567-9320	564-9842	564-9842
Pin On (450)	—	564-9843	564-9843
S-Type (S40)	611-9604	—	—
S-Type (S45)	611-9606	611-9608	611-9608
S-Type (S50)	611-9610	611-9612	611-9612
1/4 yd Pin Lock	443-7285	416-8031	416-8031
1/2 yd Pin Lock	—	564-2732	564-2732
CW-05	611-9948	—	—
CW-10	611-9950	611-9952	611-9952

VIBRATORY PLATE COMPACTOR LINES GROUP			
MODEL	**CVP28**	**CVP40**	**CVP55**
Lines Group, 428/432/434/444	565-6083	—	—
Lines Group, 415-444	—	611-9570	611-9570
Lines Group, 450	—	611-9576	611-9576

VIBRATORY PLATE COMPACTOR BACKFILL BLADE/DRIVER KIT			
MODEL	**CVP28**	**CVP40**	**CVP55**
Backfill Blade	611-9548	211-8200	611-9563
Post Driver	611-9551	—	—

VIBRATORY PLATE COMPACTOR SWIVEL HEADS			
MODEL	**CVP28**	**CVP40**	**CVP55**
Swivel Head, LG to LG	265-7461	—	—
Swivel Head, XL to XL	—	264-5907	264-5907
Swivel Head, BHL to XL*	—	311-2599	311-2599

**Mounting bracket and swivel integrated.*





Vibratory Plate Compactor



Brackets



Backfill Blade



Post Driver



Swivel Heads

Thumbs are versatile tools designed to work with the Cat backhoe loader bucket to easily grab, pick up, handle and load irregular or loose material which would otherwise be difficult to handle with a bucket only. Thumbs are ideal for handling wooden logs, poles, brush, metal, trash, rock and debris in site cleanup, land clearing, landscaping, material handling and construction applications.



Hydraulic Thumbs



Stiff Link Thumbs

THUMBS – HYDRAULIC** – PIN ON/PIN GRABBER			
Machine Class	415-430	440	450
Part Number	282-5409	579-8783	556-3630

THUMBS – STIFF LINK **	
Machine Class	415, 416, 420, 430
Part Number	282-5410*

**Requires thumb tine.*

THUMB TINE COMPATIBILITY FOR PIN ON/PIN GRABBER QC						
Bucket Size	**305 mm (12 in) + 406 mm (16 in) + 457 mm (18 in) + 610 mm (24 in)**		**762 mm (30 in)**		**914 mm (36 in)**	
Bucket Type	**PIN ON**	**PG QC**	**PIN ON**	**PG QC**	**PIN ON**	**PG QC**
Standard Duty	A1	A3	B1	B3	C1	C3
Heavy Duty	A1	A3	B1	B3	C1	C3
Heavy Duty Rock	A2	A4	B2	B4	C2	C4
High Capacity	A3*	A5*	B3	B4	C3	C5
Soil Excavation	A3*	A5*	B3	B5	C3	C5

**Thumb not recommended for 457 mm (18") high capacity or soil excavation buckets.*

THUMB TINE COMPATIBILITY FOR 1/4 YD PIN LOCK QC			
Bucket Size	**305 mm (12 in) + 406 mm (16 in) + 457 mm (18 in) + 914 mm (36 in)**	**610 mm (24 in)**	**762 mm (30 in)**
Heavy Duty	C2	A2	B2
High Capacity	C4	C3	B4

THUMB TINE COMPATIBILITY FOR PIN ON/PIN GRABBER QC – NEXT GEN 450								
Bucket Size	**457 mm (18 in)**		**610 mm (24 in)**		**762 mm (30 in)**		**914 mm (36 in)**	
Bucket Type	**PIN ON**	**PG QC**	**PIN ON**	**PG QC**	**PIN ON**	**PG QC**	**PIN ON**	**PG QC**
Heavy Duty	—	—	A3	A5	B3	B5	C3	C5

***Thumbs are not compatible with side shift machines.*



A1 A2 A3 A4 A5 A6



B1 B2 B3 B4 B5



C1 C2 C3 C4 C5

THUMB TINES – BOLT-ON – A							
Style		**A1**	**A2**	**A3**	**A4**	**A5**	**A6**
Tine Width	mm (in)	363 (14.3)	363 (14.3)	363 (14.3)	363 (14.3)	363 (14.3)	363 (14)
Overall Length	mm (in)	630 (24.8)	711 (28)	798 (31.4)	883 (34.8)	970 (38.2)	1112 (44)
Part Number		221-4282	221-4284	221-4283	221-4285	281-6708	569-0590

THUMB TINES – BOLT-ON – B						
Style		**B1**	**B2**	**B3**	**B4**	**B5**
Tine Width	mm (in)	363 (14.3)	363 (14.3)	363 (14.3)	363 (14.3)	363 (14.3)
Overall Length	mm (in)	629 (24.8)	710 (28)	797 (31.4)	882 (34.7)	981 (38.6)
Part Number		274-5819	274-5826	274-5823	274-5829	281-6711

THUMB TINES – BOLT-ON – C						
Style		**C1**	**C2**	**C3**	**C4**	**C5**
Tine Width	mm (in)	363 (14.3)	313 (12.3)	313 (12.3)	313 (12.3)	313 (12.3)
Overall Length	mm (in)	636 (25)	717 (28.2)	799 (31.5)	876 (34.5)	970 (38.2)
Part Number		274-5832	274-5837	274-5835	274-5839	281-6714



Box Blade Scarifier



Dual Tilt Cylinder Kit

BOX BLADE SCARIFIER – 415 IL		
Weight	kg (lb)	652 (1440)
Part Number		461-9717
Kit – Dual Tilt Cylinder		470-5247
Kit, Power Take Off		572-3103



For more complete information on Cat products, dealer services and industry solutions, visit us on the web at www.cat.com

Materials and specifications are subject to change without notice. Featured machines in photos may include additional equipment. See your Cat dealer for available options.

© 2025 Caterpillar. All Rights Reserved. CAT, CATERPILLAR, LET'S DO THE WORK, their respective logos, "Caterpillar Corporate Yellow", the "Power Edge" and Cat "Modern Hex" trade dress as well as corporate and product identity used herein, are trademarks of Caterpillar and may not be used without permission.

AEXQ3547-01 (07-2025)
Replaces AEXQ3547-00
(Global)